











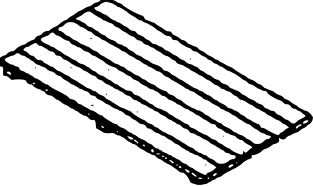
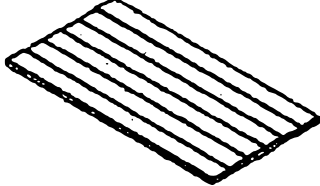




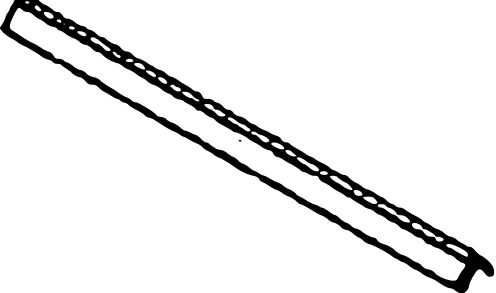

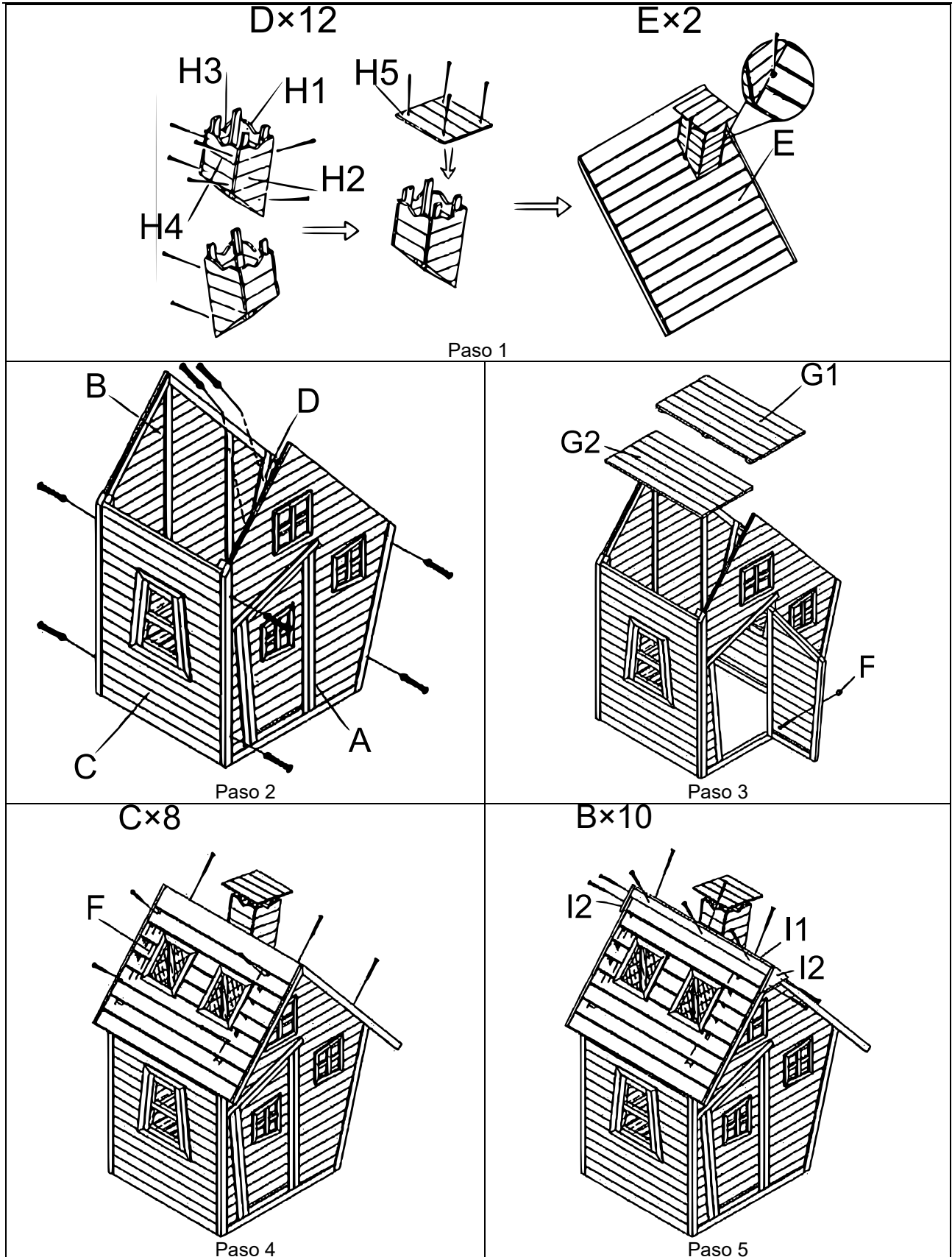




<p>A</p>	 M6×55 mm (8)	<p>B</p>	 3,5×25 mm (10)	<p>C</p>	 3,5×30 mm (12)
<p>D</p>	 3,0×20 mm (12)	<p>E</p>	 3,0×12 mm (2)	<p>F</p>	 (1)
 A×1	 B×1	 C×1	 D×1		
 E×1	 F×1	 G1×1	 G2×1		
 H1×1	 H2×1	 H3×1	 H4×1		
 I1×1		 I2×1			



Aviso importante:

La reimpresión de este manual, también parcial, así como cualquier uso comercial, incluso de algunas de sus partes, solo con autorización por escrito de la empresa WilTec Wildanger Technik GmbH.