AUFBAUANLEITUNG 51071

Nr.	Bild	Anz.	Nr.	Bild	Anz.
1		1	11		1
2		1	12	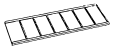	1
3	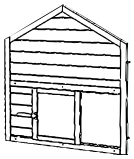	1	13		2
4		1	14		1
5		1	15		2
6		1	16	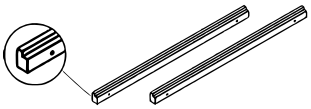	2
7		1	17	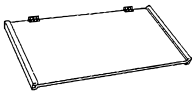	1
8		1	18	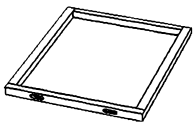	1
9		1	19	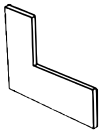	1
10	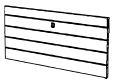	1	20		1

A	3,5×40 (20)	B	3,5×50 (6)	C	3,0×38 (4)	D	3,0×16 (6)	E	3,5×35 (4)
F	3,5×25 (2)	G	3,0×22 (4)	H	M3×12 (1)		M6×45 (4)		

AUFBAUANLEITUNG 51071

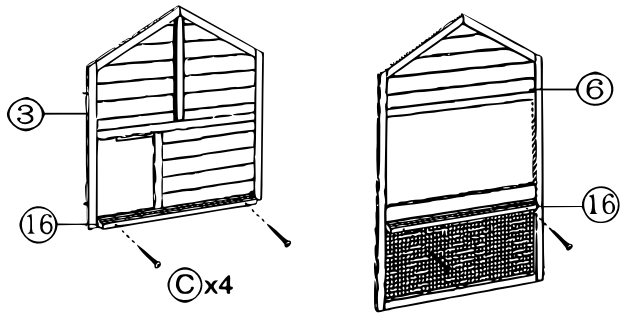

Schritt 1

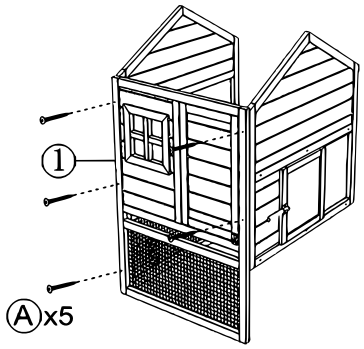

Schritt 2

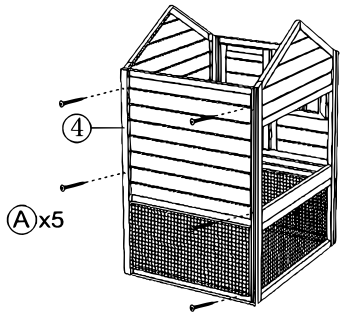

Schritt 3

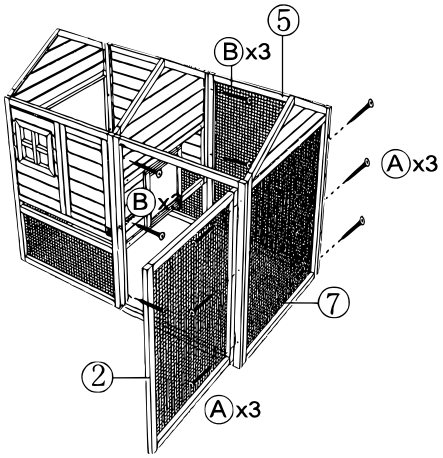

Schritt 4

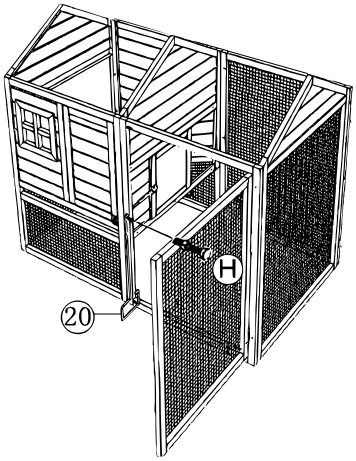

Schritt 5

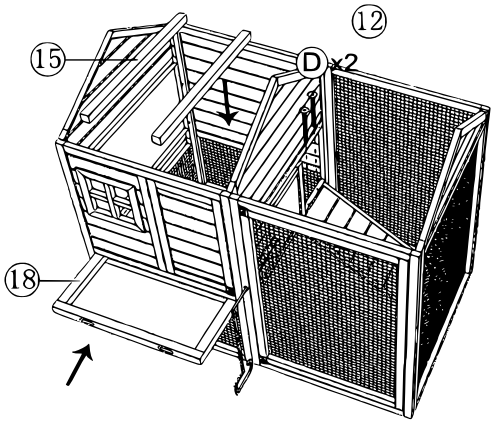

Schritt 6

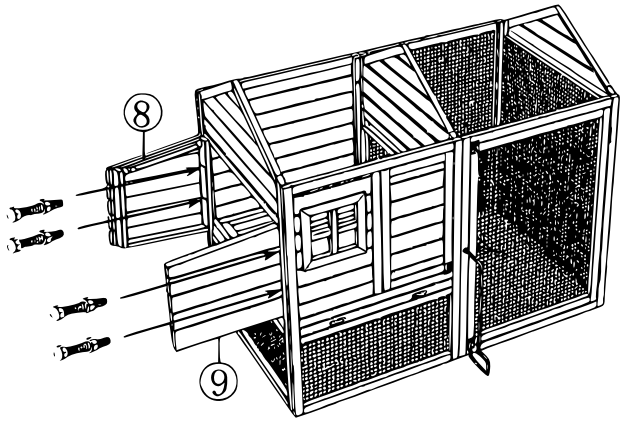

Schritt 7

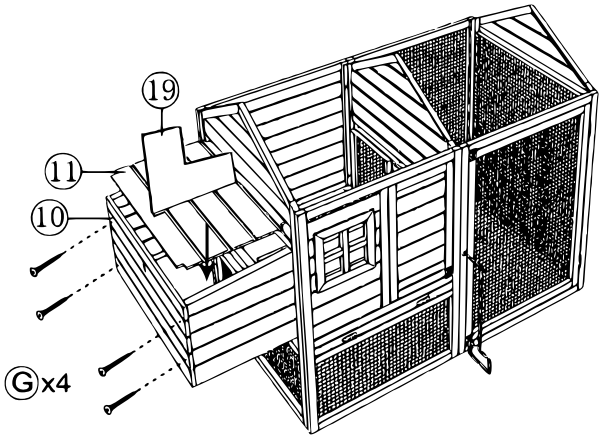

Schritt 8

AUFBAUANLEITUNG 51071

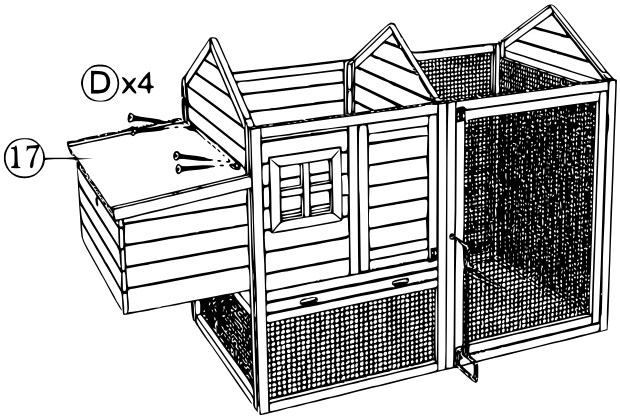

Schritt 9

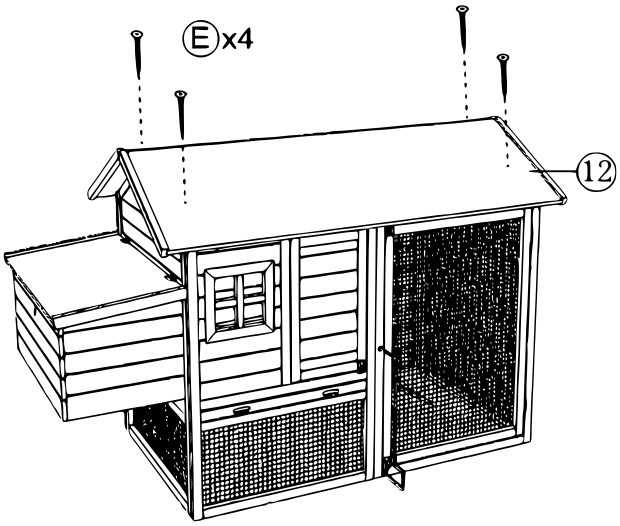

Schritt 10

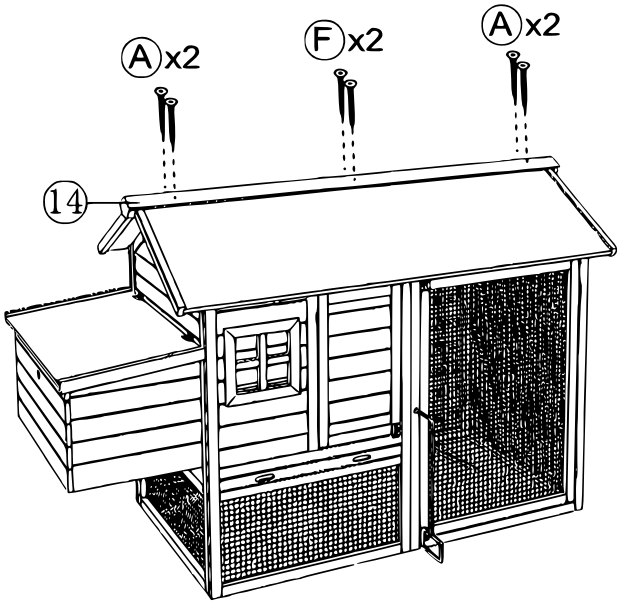

Schritt 11



Wichtiger Hinweis:

Nachdruck, auch auszugsweise, und jegliche kommerzielle Nutzung, auch von Teilen der Anleitung, nur mit schriftlicher Genehmigung, der WilTec Wildanger Technik GmbH.