
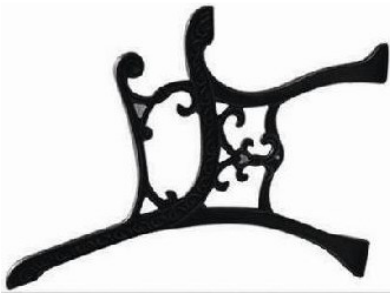



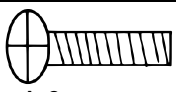



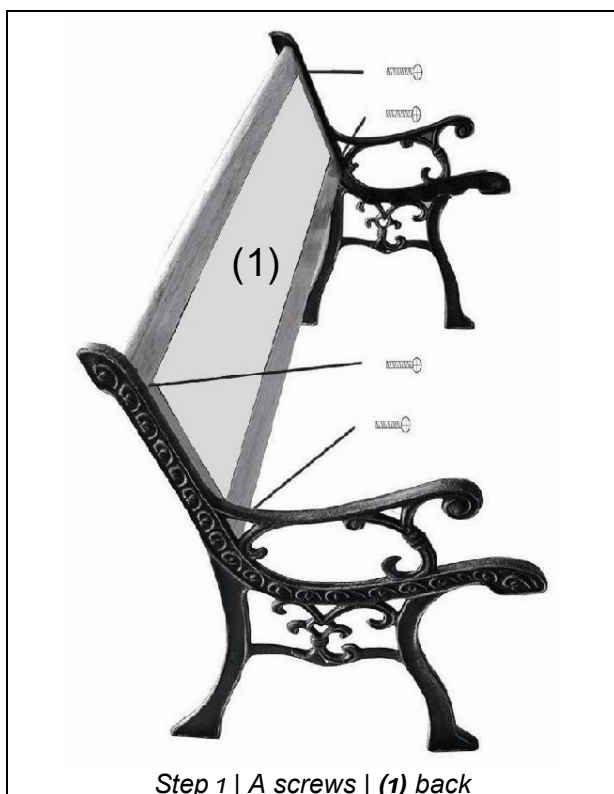




Figure	Qty.	Figure	Qty.
	1		2
	5		16
 C	10	 A 6x32 mm	14
	2		1
 B 6x20 mm			





Step 3 | B screws



Step 4 | C screws

Important notice:

The reprint or reproduction, even of excerpts, and any commercial use, even in part, of this instruction manual require the written permission of WilTec Wildanger Technik GmbH.