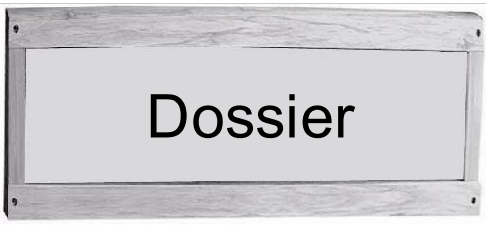
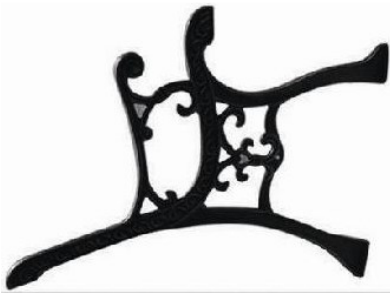



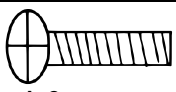



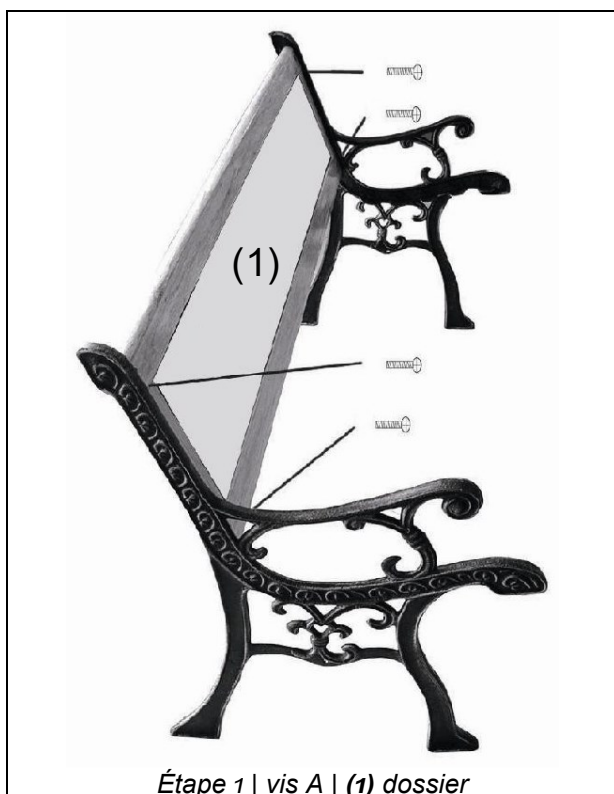
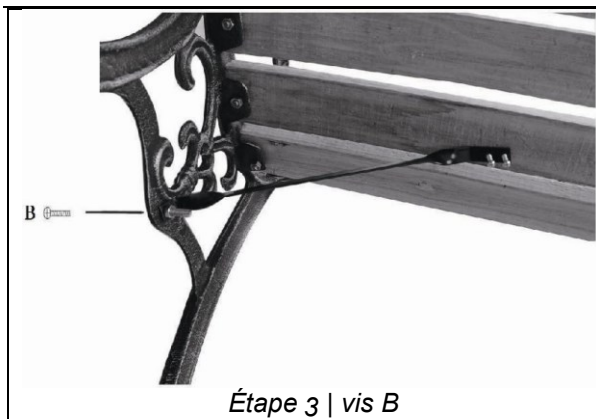





Figure	Qté	Figure	Qté
 Dossier	1		2
	5		16
 C	10	 A 6x32 mm	14
	2		1
 B 6x20 mm			





Étape 3 | vis B



Étape 4 | vis C

Avis important :

Toute reproduction et toute utilisation à des fins commerciales, même partielle de ce mode d'emploi, ne sont autorisées qu'avec l'accord préalable de la société WilTec Wildanger Technik GmbH.