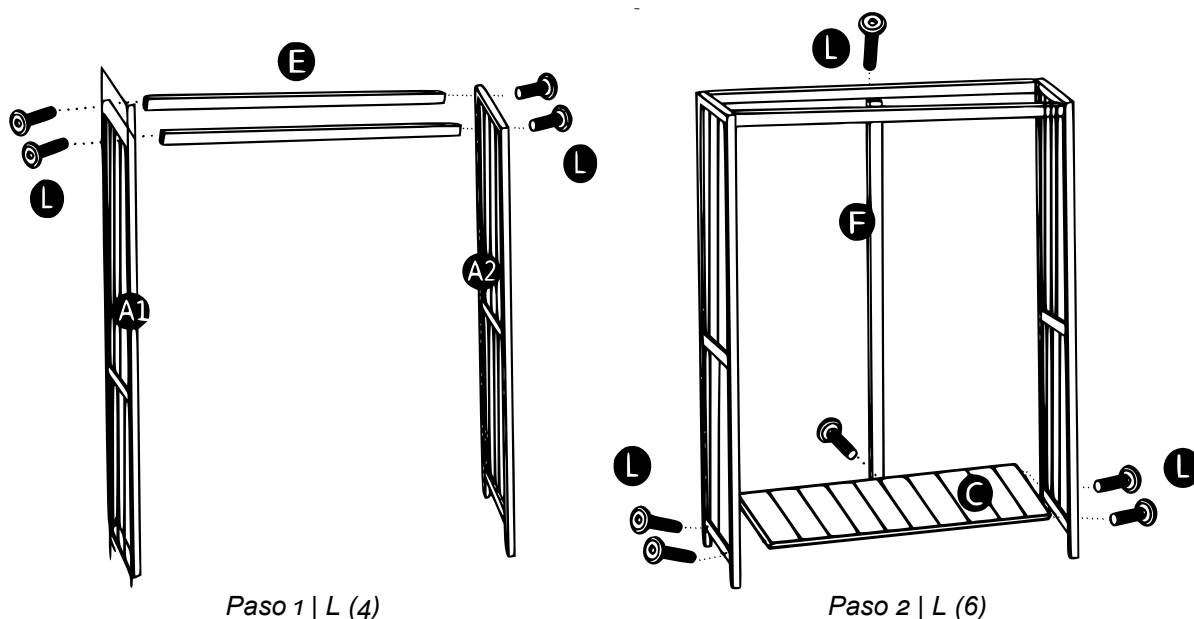
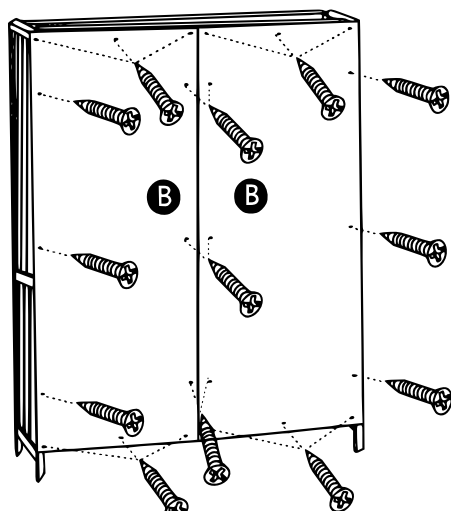




| Letra | Figura | Uds. | Letra | Figura | Uds. |
|-------|--------|------|-------|--------|------|
| A1 | | 1 | I | | 1 |
| A2 | | 1 | J | | 2 |
| B | | 2 | K | | 4 |
| C | | 1 | L | | 10 |
| D | | 2 | M | | 28 |
| E | | 2 | N | | 38 |
| F | | 1 | O | | 1 |
| G | | 1 | P | | 1 |
| H | | 1 | | | |

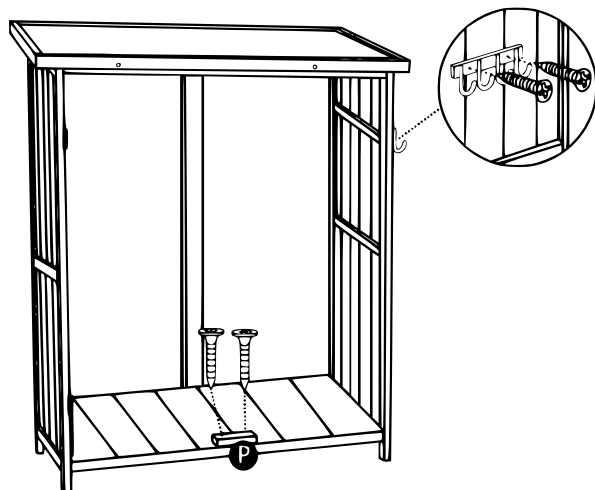




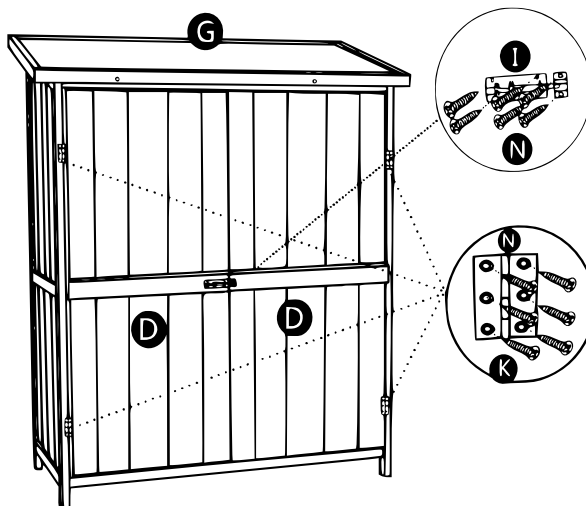
Paso 3 | M (24)




Paso 4 | N (6)



Paso 5 | M (4)



Paso 6 | N (6)



Aviso importante: La reimpresión de este manual, también parcial, así como cualquier uso comercial, incluso de algunas de sus partes, solo con autorización por escrito de la empresa WilTec Wildanger Technik GmbH.