



Assembly Instructions

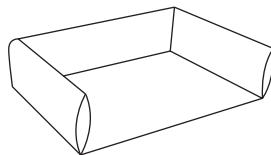
Parts List



A
Foot



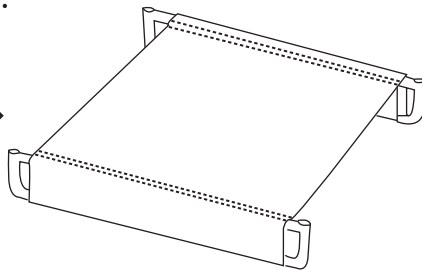
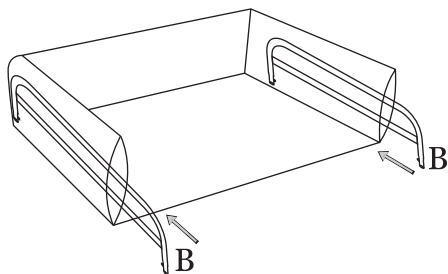
B
Side Bar



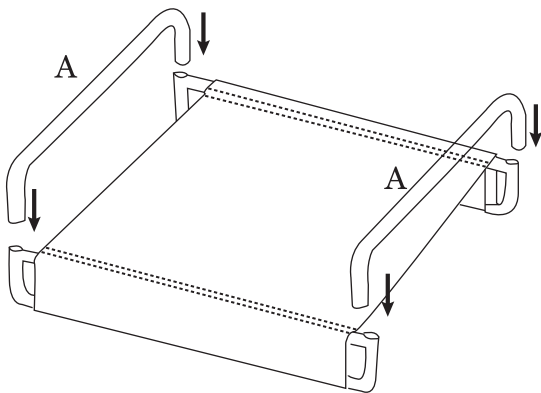
C
Fabric Cover

Assembly Instructions

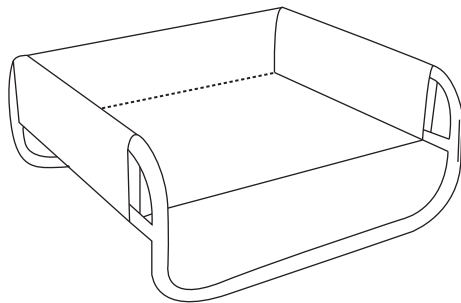
Step 1: Put side bar (B) into the side tunnel.



Step 2: Install the foot(A) into the item.



Finished Item



Note: Your fabric mat has been made for optimum tension to begin with.

- The mat can be removed and machine washed at 40 degree. Do not tumble dry. Do not bleach.
- Hang dry out direct sunlight and away from direct heat. Alternatively, clean/wipe with a damp cloth.
- Do not stand or jump on the dog bed.