

# Instruction Manual

## Stainless Steel Shelf

61841



Illustration similar, may vary depending on model

Please read and follow the operating instructions and safety information prior to initial operation.

Technical changes reserved!

Illustrations, functional steps, and technical data may deviate insignificantly due to continuous further developments.



The information contained in this document may alter at any time without prior notice. No part of this document may be copied or otherwise duplicated without prior written consent. All rights reserved. WilTec Wildanger Technik GmbH cannot be held liable for any possible mistakes in this operating manual, nor in the diagrams and illustrations shown.

Although WilTec Wildanger Technik GmbH has made every possible effort to ensure that this operating manual is complete, accurate, and up-to-date, errors cannot be ruled out entirely.

If you have found an error or wish to suggest an improvement, we look forward to hearing from you.

Send us an e-mail to:

[service@wiltec.info](mailto:service@wiltec.info)

or use our contact form:

<https://www.wiltec.de/contacts/>

The most recent version of this manual in several languages can be found in our online shop:

<https://www.wiltec.de/docsearch>

Our postal address is:

WilTec Wildanger Technik GmbH  
Königsbenden 12  
52249 Eschweiler Germany

To return your goods for exchange, repair, or other purposes, please use the following address. Attention! To allow for a trouble-free complaint or return, it is important to contact our customer service team before returning your goods.

Retourenabteilung  
WilTec Wildanger Technik GmbH  
Königsbenden 28  
52249 Eschweiler Germany

E-mail: **service@wiltec.info**












Phone: +49 2403 55592-0

Fax: (+49 2403 55592-15)

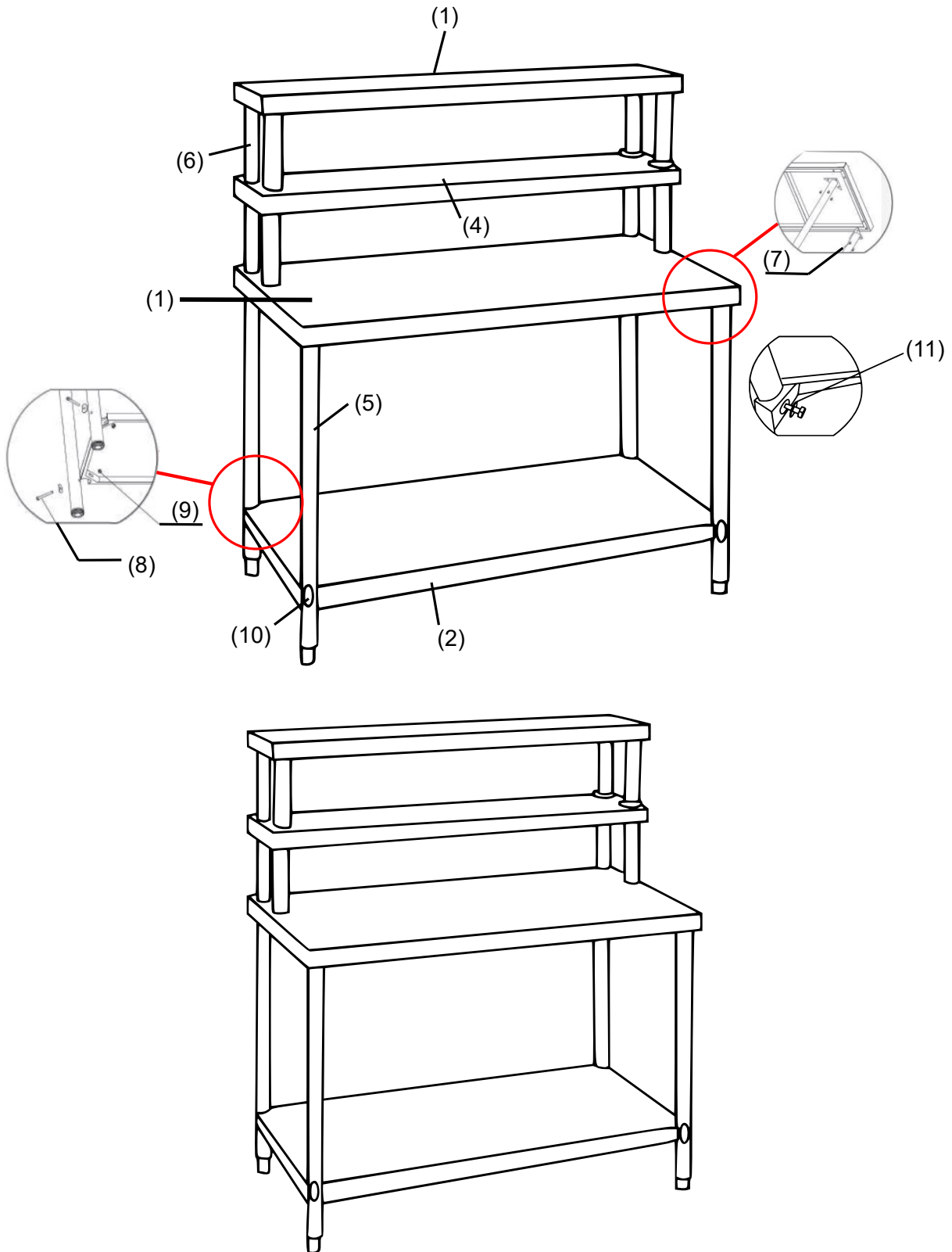
## Introduction

Thank you for choosing to purchase this quality product. To minimise the risk of injury, we ask you to always take some basic safety precautions when using this product. Please read this operating manual carefully and make sure that you understand it. Keep these operation instructions in a safe place.

## Parts list

No	Name	Size (mm)	Qty.	Figure
1	Upper shelf board	1200×600×55	1	
2	Lower shelf board	1090×490×45	1	
3	Upper shelf board (narrow)	1190×240×40	1	
4	Lower shelf board (narrow)	1190×240×40	1	
5	Legs	∅48×830	4	
6	Legs (short)	∅38×600	4	
7	Screws	M8×16	20	
8	Screws	M8×75	4	
9	Nuts	M8	4	
10	Cover plates	50×30	4	
11	Tool	30×80	1	

## Assembly



### Important Note:

Reproduction and any commercial use (of parts) of this operating manual, requires a written permission of WilTec Wildanger Technik GmbH.