

User's manual

Cosy-fleece Heating Pad

62860

toboli



Illustration similar, may vary depending on model

Please read and follow the operating instructions and safety information prior to initial operation.

Technical changes reserved!

Illustrations, functional steps, and technical data may deviate insignificantly due to continuous further developments.



The information contained in this document may alter at any time without prior notice. No part of this document may be copied or otherwise duplicated without prior written consent. All rights reserved. WilTec Wildanger Technik GmbH cannot be held liable for any possible mistakes in this operating manual, nor in the diagrams and illustrations shown.

Although WilTec Wildanger Technik GmbH has made every possible effort to ensure that this operating manual is complete, accurate, and up-to-date, errors cannot be ruled out entirely.

If you have found an error or wish to suggest an improvement, we look forward to hearing from you. Send us an e-mail to:

service@wiltec.info

or use our contact form:

<https://www.wiltec.de/contacts/>

The most recent version of this manual in several languages can be found in our online shop:

<https://www.wiltec.de/docsearch>

Our postal address is:

WilTec Wildanger Technik GmbH
Königsbenden 12
52249 Eschweiler Germany

To return your goods for exchange, repair, or other purposes, please use the following address. Attention! To allow for a trouble-free complaint or return, it is important to contact our customer service team before returning your goods.

Retourenabteilung
WilTec Wildanger Technik GmbH
Königsbenden 28
52249 Eschweiler Germany

E-mail: **service@wiltec.info**
Tel: +49 2403 55592-0
Fax: +49 2403 55592-15

Introduction

Thank you for choosing to purchase this quality product. To minimise the risk of injury, we ask you to always take some basic safety precautions when using this product. Please read this operating manual carefully and make sure that you understand it. Keep these operation instructions in a safe place.

Scope of delivery

- 1 × heating pad
- 1 × regulator
- 1 × user's manual

Explanation of symbols



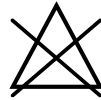
Read the manual.



Gentle cycle with 30 °C



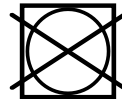
Do not introduce needles.



Do not bleach.



Do not use folded or crumpled.



Do not tumble dry.



Not suitable for infants (0–3 years of age)



Do not iron.



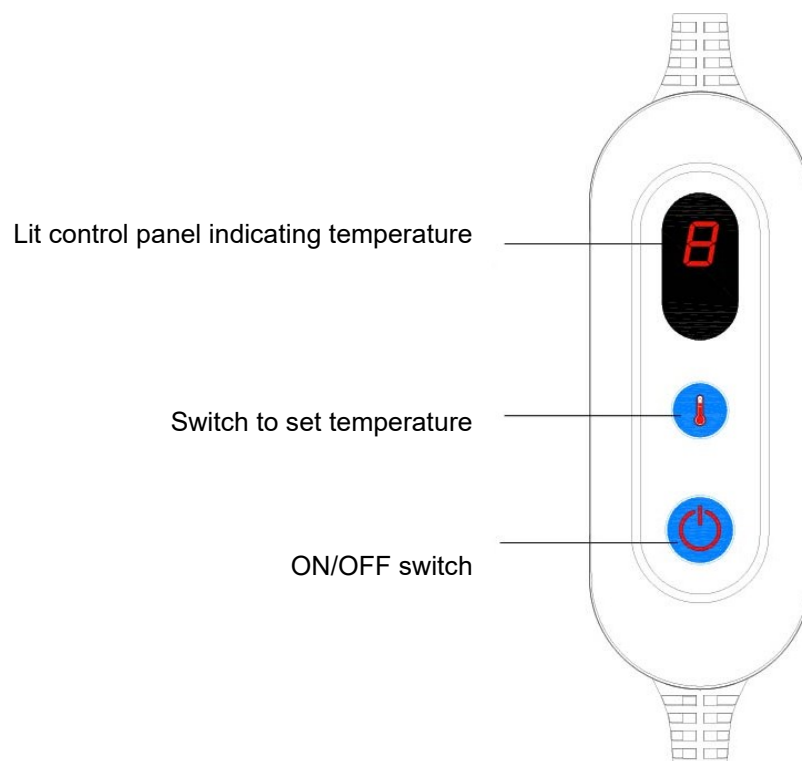
Do not dry clean.

Important instructions

- Keep this user's manual for future reference.
- Only use the regulator stated on the nameplate.
- The heating pad must not be used by heat-sensitive persons. Neither should it be used by vulnerable persons who could not be able to react adequately to excessive heat.
- The heating pad must not be used by infants (0–3 years of age), as they are not able to react adequately to excessive heat.
- The heating pad must not be used by children (3–8 years of age), unless the regulator has been adjusted by a parent or another person responsible and the child has been adequately informed on the safe handling of the heating pad. Furthermore, children should be supervised by an adult during use of the pad.
- The heating pad may be used by children from the age of 8 and by persons with reduced physical, sensory, or mental abilities or a lack of experience or knowledge if they are supervised, have been informed on the safe use of the heating pad, and are able to understand the dangers that could arise.
- Children must not play with the heating pad.
- Children must not clean or maintain the device.
- The heating pad must not be used in hospitals.
- Do not introduce needles.

- Do not use folded or crumpled.
- Do not use wet.
- Do not pull the cables. Make sure that the cables are neither twisted nor kinked.
- Regularly check the heating pad and its power cord for wear or damage. Should you detect damages or dysfunctions, the device must not be used any longer.
- Whenever the heating pad is switched on, observe the following:
 - No objects may be placed onto the heating pad.
 - No sources of heat such as hot-water bottles, foot warmer, etc. may be placed or put onto the heating pad.
 - The electronic components inside the regulator warm up during use. Therefore, the regulator must never be covered or placed onto the heating pad in operation.

Control panel



Commissioning

- Make sure that the heating pad is neither kinked nor folded during use.
- Plug in the plug to the mains.
- In case you wish to use the heating pad during several hours, it is advisable to set it to the lowest possible temperature. Thus, you will avoid being too hot without noticing it.
- When the heating pad is not used, set the switch to off position to switch it off, then disconnect the plug from the mains.

Cleaning and maintenance

- Before cleaning, disconnect the plug from the mains.
- The regulator must never come into contact with water or other liquids, as these might damage it. To clean the regulator, only use a dry, lint-free cloth. Do not use any chemical or abrasive cleaning agent. Little dirt can be removed from the heating pad with the help of a damp cloth and, if necessary, with a bit of liquid mild detergent.



- Please note that the heating pad must neither be dry cleaned, nor wrung out, tumble dried, mangled, or ironed. The heating pad is machine washable. Set the washing machine to a gentle cycle with 30 °C.
- Do not reconnect the power switch to the heating pad until it is completely dry. Otherwise, it could be damaged.

Storage

- Ensure that the heating pad is dry before storing it.
- Please let the heating pad cool down before storing it. To prevent large wrinkles from forming, do not place any object onto the heating pad when storing it.

Problem and proposal for solution

Problem	Solution
Does not work. / The display shows a flashing letter "F."	First, make sure that <ul style="list-style-type: none"> • the power plug is connected to a properly working socket; • the switch is set either to 1, 2, 3, 4, 5, or 6. Should the heating pad still not work, have it checked by a qualified person.

Technical specifications

Power supply	220–240 V, 50–60 Hz
Heating power (W)	approx. 100
Automatic switch-off	after approx. 2 hours
Switching steps	0 – 1 – 2 – 3 – 4 – 5 – 6
Total size (cm)	30 × 40

Regulations for waste disposal

The Waste Electrical and Electronic Equipment Directive (WEEE Directive, 2012/19/EU) of the EU was implemented in the German law related to electrical and electronic equipment and appliances.

All WilTec electric devices that fall under the WEEE directive are labelled with the symbol of a crossed-out wheeled rubbish bin. This symbol indicates that this electric device must not be disposed of with the domestic waste.

WilTec Technik GmbH is registered with the German registration authority EAR (Stiftung Elektro-Altgeräte Register) under the WEEE-registration number DE45283704.

Disposal of used electrical and electronic devices (intended for use in the countries of the European Union and other European countries with a separate waste collection system for these devices).

The symbol on the packaging or the product itself indicates that this product must not be treated as normal domestic waste but must be disposed of at a recycling collection station for electrical and electronic waste.

By disposing of this product correctly, you contribute to the protection of the environment and the health of your fellow people. Inappropriate disposal threatens the environment and health.



Material recycling helps to reduce the consumption of raw materials.

Additional information about the recycling of this product can be provided by your local commune, the municipal waste disposal facilities, or the store where you purchased the product.

Address:
WilTec Wildanger Technik GmbH
Königsbenden 12 / 28
52249 Eschweiler Germany

Important Note:

Reproduction and any commercial use (of parts) of this operating manual, requires a written permission of WilTec Wildanger Technik GmbH.