

Operation Manual

Electric foot warmer

62902



Illustration similar, may vary depending on model

Read and follow the operating instructions and safety information before using for the first time.

Technical changes reserved!

Due to further developments, illustrations, functioning steps, and technical data can differ insignificantly.

Updating the documentation

If you have suggestions for improvement or have found any irregularities, please contact us.

The information contained in this document may alter at any time without previous notice. It is prohibited to copy or spread any parts of this document in any way without prior written allowance. All rights reserved.

The WilTec Wildanger Technik GmbH cannot be held accountable for any possible mistakes in this operating manual, nor in the diagrams and figures shown.

Even though, the WilTec Wildanger Technik GmbH has undergone biggest possible efforts to ensure that the operating manual is complete, faultless, and up to date, mistakes cannot be entirely avoided.

If you should find a mistake or wish to make a suggestion for improvement, we look forward to hearing from you.

Send an e-mail to:

service@wiltec.info

or use our contact form:

<https://www.wiltec.de/contacts/>

The most recent version of this manual in various languages can be found in our online shop via:

<https://www.wiltec.de/docsearch>

Our postal address is:

WilTec Wildanger Technik GmbH
Königsbenden 12
52249 Eschweiler
Germany

Do you wish to pick goods up? Our pick-up address is:

WilTec Wildanger Technik GmbH
Königsbenden 28
52249 Eschweiler
Germany

To shorten the waiting time and allow for a rapid on-site transaction, we ask you to call us previously or placing your order via the webshop.

E-mail: service@wiltec.info

Tel: +49 2403 55592-0

Fax: +49 2403 55592-15

To return orders for exchange, repair, or other purposes, please use the following address. Attention! To allow for a smooth execution of your complaint or return, it is important to contact our customer service team before returning the goods.

Returns Department
WilTec Wildanger Technik GmbH
Königsbenden 28
52249 Eschweiler

E-mail: **service@wiltec.info**

Tel: +49 2403 55592-0

Fax: +49 2403 55592-15

Introduction

Thank you for purchasing this quality product. **To minimise the risk of injury we urge that our clients take some basic safety precautions when using this device. Please read the operation instructions carefully and make sure you have understood its content.**

Keep these operation instructions safe.

Scope of delivery

- 1 × Foot warmer
- 1 × Controller
- 1 × Manual

Explanation of symbols



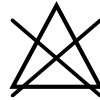
Read the manual.



Gentle cycle with 30 °C



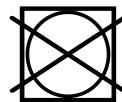
Do not introduce needles.



Do not bleach.



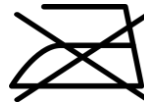
Do not use folded or crumpled.



Do not tumble dry.



Not suitable for infants (0–3 years of age)



Do not iron.



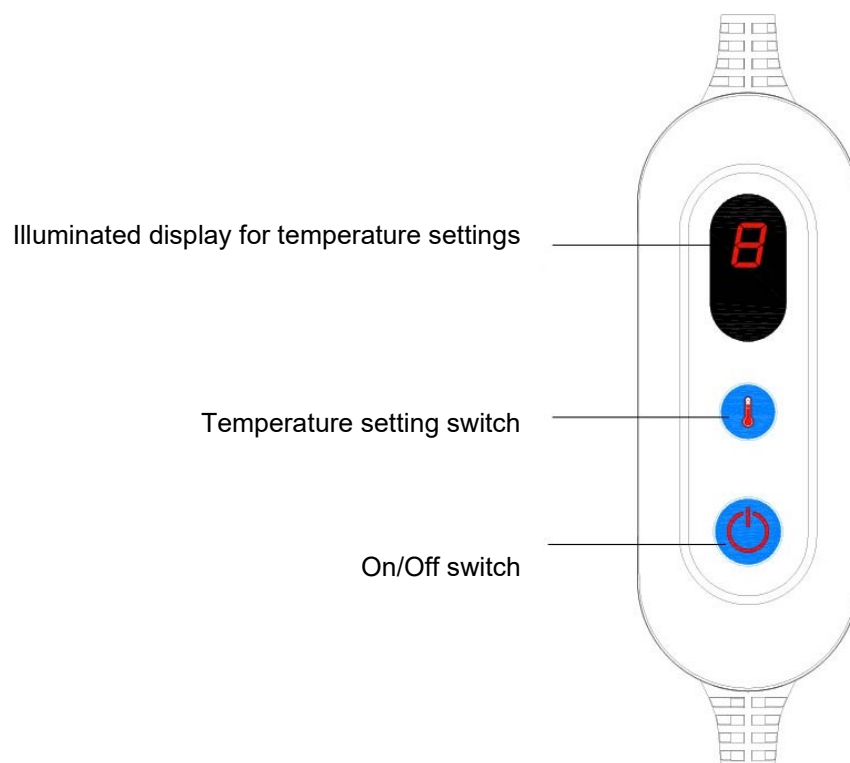
Do not dry clean.

Important information

- Keep the instructions for future use.
- Only use the controller specified on the type plate.
- The foot warmer must not be used by people who are sensitive to heat. Similarly, it should not be used by vulnerable persons who may not be able to react appropriately to overheating.
- The foot warmer must not be used by small children (0–3 years) as they are not able to react appropriately to overheating.
- The foot warmer must not be used by children (3–8 years) unless the control has been adjusted by a parent or responsible adult and the child has been given appropriate instructions on how to use the foot warmer safely. Children should also be supervised by an adult during use.
- The foot warmer can be used by children aged from 8 years and above and by persons with reduced physical, sensory, or mental capabilities, or lack of experience and knowledge, provided they have been given supervision and instruction concerning use of the foot warmer in a safe way and are aware of the hazards involved.
- Children must not play with the heating pad.
- Cleaning and user maintenance must not be carried out by children.
- This foot warmer is not intended for use in hospitals.

- Do not insert needles.
- Do not use when folded or crumpled.
- Do not use when the device is wet.
- Do not pull on the cables. Make sure that the cable is not twisted or broken.
- Please check the foot warmer as well as the power cord regularly for signs of wear or damage. If there is any damage or the device malfunctions, do not use it any longer.
- When the foot warmer is switched on, the following requirements must be met:
 - Do not place any objects on the heating pad.
 - Heat sources such as hot water bottles, foot warmers etc. are not permitted to be placed on the heating pad.
 - The electronic components in the controller heat up when the foot warmer is in operation. For this reason, the controller must never be covered or placed on the foot warmer when it is in operation.

Control panel



Commissioning

- Make sure that the foot warmer is neither kinked nor folded during use.
- Plug in the plug to the mains.
- In case you wish to use the foot warmer during several hours, it is advisable to set it to the lowest possible temperature. Thus, you will avoid being too hot without noticing it when sleeping.
- When the foot warmer is not in use, set the switch to off position to switch it off, then disconnect the plug from the mains.

Cleaning and maintenance

- Always disconnect the mains plug from the socket before cleaning.



- The regulator must never come into contact with water or other liquids, as these might damage it. To clean the regulator, only use a dry, lint-free cloth. Do not use any chemical or abrasive cleaning agent. Little dirt can be removed from the foot armer with the help of a damp cloth and, if necessary, with a bit of liquid mild detergent.
- Please note that the foot warmer must neither be dry cleaned, nor wrung out, tumble dried, mangled, or ironed. The heating pad is machine washable. Set the washing machine to a gentle cycle with 30 °C.
- Do not reconnect the power switch to the foot warmer until it is completely dry. Otherwise, the foot warmer could be damaged.

Storage

- Make sure that the foot warmer is dry before storing it.
- Please allow the foot warmer to cool down before storing it. To avoid severe wrinkling, do not place any objects on the foot warmer during storage.

Problem and suggested solution

Problem	Solution
Does not work. / The display shows a flashing letter "F."	First make sure that <ul style="list-style-type: none"> • the power plug is connected to a working socket; • the switch is set to 1, 2, 3, 4, 5 or 6. If the foot warmer still does not work, have it checked by a qualified professional.

Technical data

Power supply	220–240 V, 50–60 Hz
Heating capacity (W)	approx. 100
Automatic switch-off function	after approx. 90 min
Switching steps	0 – 1 – 2 – 3 – 4 – 5 – 6
Product size (cm)	30 × 30 × 23

Disposal regulations

EU guidelines regarding the disposal of scrap electric appliances (WEEE, 2012/19/EU) were implemented in the law related to electrical and electronic equipment and appliances.

All WiITec electric devices that fall under the WEEE regulations are labelled with the crossed-out wheeled waste bin logo. This logo indicates that this electric equipment must not be disposed with the domestic waste.

The company WiITec Technik GmbH has been registered in the German registry EAR under the WEEE-registration number DE45283704.

Disposal of used electrical and electronic appliances (intended for use in the countries of the European Union and other European countries with a separate collection system for these appliances).

The logo on the article or on its packaging points out that this article must not be treated as normal household waste but must be disposed to a recycling collection point for electronic and electrical waste equipment. By contributing to the correct disposal of this article you protect the environment and the health of your fellow men. Environment and health are threatened by inappropriate disposal.



Material recycling helps reduce the consumption of raw materials.

Additional information on recycling this article can be provided by your local community, municipal waste disposal facilities, or the store where you purchased the article.

Address:
WiITec Wildanger Technik GmbH
Königsbenden 12 / 28
D-52249 Eschweiler

Important notice:

The reprint or reproduction, even of excerpts, and any commercial use, even in part, of this instruction manual require the written permission of WiITec Wildanger Technik GmbH.