

Operation Manual

Motorcycle Case with Mounting Plate

62953, 62954



Illustration similar, may vary depending on model

Please read and follow the operating instructions and safety information prior to initial operation.

Technical changes reserved!

Illustrations, functional steps, and technical data may deviate insignificantly due to continuous further developments.

The information contained in this document may alter at any time without prior notice. No part of this document may be copied or otherwise duplicated without prior written consent. All rights reserved. WilTec Wildanger Technik GmbH cannot be held liable for any possible mistakes in this operating manual, nor in the diagrams and illustrations shown.

Although WilTec Wildanger Technik GmbH has made every possible effort to ensure that this operating manual is complete, accurate, and up-to-date, errors cannot be ruled out entirely.

If you have found an error or wish to suggest an improvement, we look forward to hearing from you. Send us an e-mail to:

service@wiltec.info

or use our contact form:

<https://www.wiltec.de/contacts/>

The most recent version of this manual in several languages can be found in our online shop:

<https://www.wiltec.de/docsearch>

Our postal address is:

WilTec Wildanger Technik GmbH
Königsbenden 12
52249 Eschweiler Germany

Do you wish to collect your goods? Our address for collection is:

WilTec Wildanger Technik GmbH
Königsbenden 28
52249 Eschweiler Germany

In order to shorten the waiting time and to allow for an easy on-site processing, we kindly ask you to contact us briefly beforehand or to place your order via the webshop.

E-mail: service@wiltec.info

Phone: +49 2403 55592-0

Fax: +49 2403 55592-15

To return your goods for exchange, repair, or other purposes, please use the following address. Attention! To allow for a trouble-free complaint or return, it is important to contact our customer service team before returning your goods.

Retourenabteilung
WilTec Wildanger Technik GmbH
Königsbenden 28
52249 Eschweiler Germany

E-mail: service@wiltec.info

Phone: +49 2403 55592-0

Fax: (+49 2403 55592-15)

Introduction

Thank you for choosing to purchase this quality product. To minimise the risk of injury, we ask you to always take some basic safety precautions when using this product. Please read this operating manual carefully and make sure that you understand it.

Keep these operation instructions in a safe place.

Safety instructions

- Before driving, check the case to make sure that it is locked and safe (see Figg. 1–4 concerning correct locking).
- Do not overload the case, respect the recommended maximum charge of 3 kg.
- Always check the tyre pressure recommended by the manufacturer of your motorcycle when transporting a complete load.
- Respect the admissible total weight (i.e., with luggage and pillion seat) stated by the manufacturer of your motorcycle.
- The gross weight never may exceed the recommended maximum weight.
- Check the baggage porter of your motorcycle to find loose screws and nuts and make sure that all fixings are fixed and secured.
- Do not use solvents, cleaning fuel, or other chemicals to clean the case; they could damage it. We recommend any neutral cleaning agent (water and mild soap).
- To familiarise yourself with the drivability modified by the additional load and to check stability, drive a short way before beginning a longer trip.
- Note that motorcycles loaded with accessories or luggage are more subject to the effects of cross-wind. Therefore, pay particular attention when driving in wet conditions or during wind.
- The overall dimensions of your motorcycle will be modified by any top or side cases installed. Therefore, pay attention to the width of your motorcycle when driving between busy lanes.
- If the case is fully loaded, obey to the maximum speed of 110 km/h.
- Immediately stop your motorcycle (on a safe spot!) if there is a rattling sound coming from the case or baggage porter.
- Do not transport flammable or explosive materials and gas cylinders in this case.

Important safety precautions

This product results from combining different components, wherefore the weld spots, bends, and different chassis of motorcycles might cause problems during mounting. For correct mounting, we recommend you to consult a qualified person and to make sure that the components of the case neither impair nor get into contact with the original parts of your motorcycle (frame, exhaust pipe, chassis, shock absorber, etc.). If there is a problem, e.g., mounting problem or question that you cannot answer, never modify yourself any component, but always consult a qualified person. Damaged cases and assembly sets must under no circumstances be re-used.

Assembly


Step 1

Place the mounting plate **(1)** onto the baggage porter of your motorcycle. Check centricity.




Step 2

Fix the mounting plate to the baggage porter with the help of fastening clamps **(2)**.



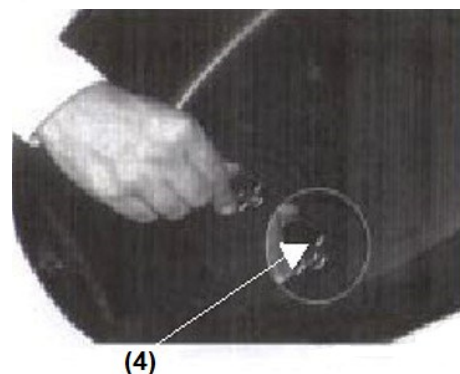
Step 3

Place the motorcycle case onto the mounting plate **(3)** by having the lock on the rear part of the case latch.



Step 4

Open the case and tighten the anti-theft screw **(4)** until the case is securely fixed to the mounting plate.



Scope of delivery



Other instructions!

- For your own safety, keep one of the keys in a safe place before beginning the installation.
- Do not close the case when the keys are inside.

Important Note:

Reproduction and any commercial use (of parts) of this operating manual, requires a written permission of WilTec Wildanger Technik GmbH.