toboli

AUFBAUANLEITUNG

63389–63392 – Kinderstuhl/Lernturm

Nr.	Abbildung	Anz.	Nr./ Buchst.	Abbildung	Anz.
1		6	6	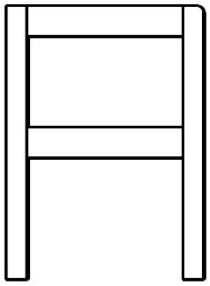	1
2		1	7	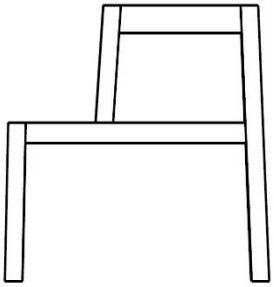	1
3		1	8	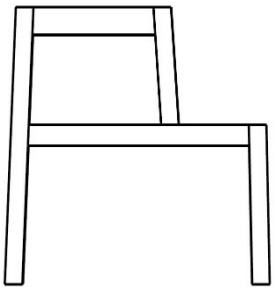	1
4		1	A	3,5×40 mm	42
5	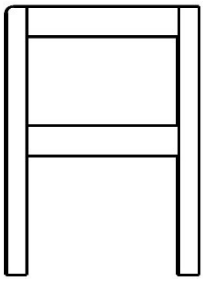	1			

toboli

AUFBAUANLEITUNG

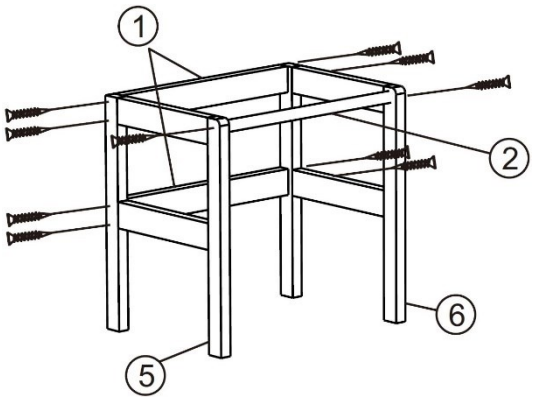

Schritt 1 | A×10

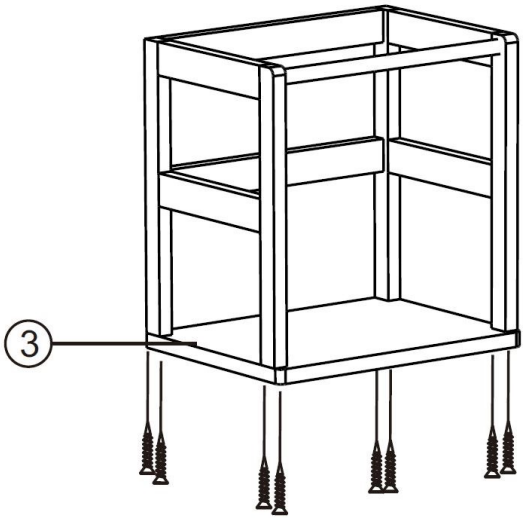

Schritt 2 | A×8

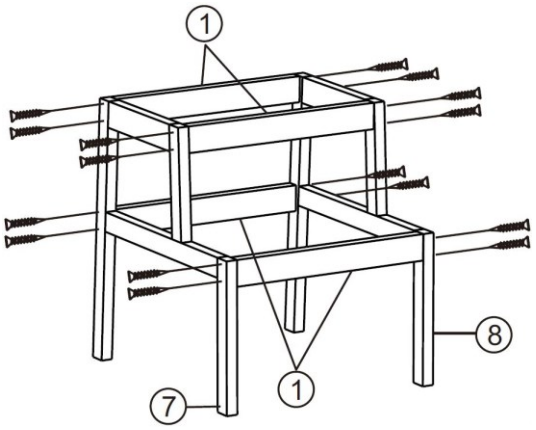

Schritt 3 | A×16

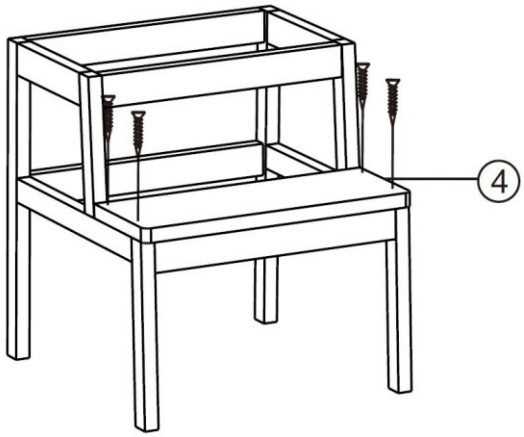

Schritt 4 | A×4

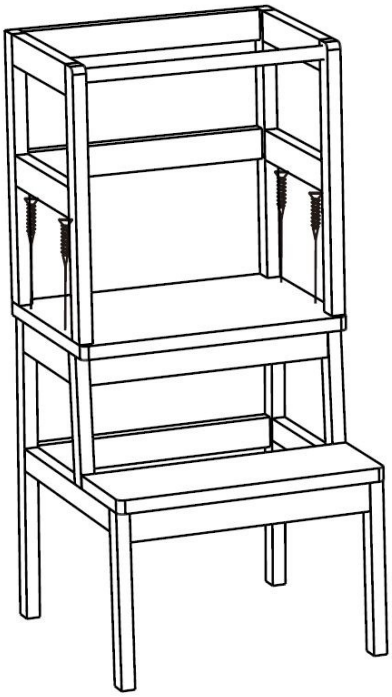

Schritt 5 | A×4

Wichtiger Hinweis: Nachdruck, auch auszugsweise, und jegliche kommerzielle Nutzung, auch von Teilen der Anleitung, nur mit schriftlicher Genehmigung, der WilTec Wildanger Technik GmbH.