
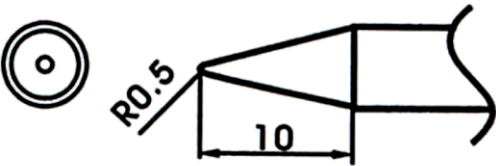
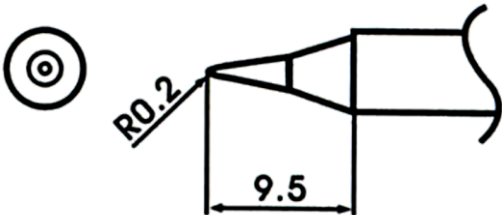


SCHEDA TECNICA

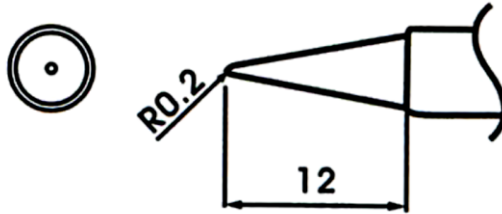
Punte per saldare con stagno di saldatura senza piombo

Panoramica	Conical type Bevel type	Chisel type Sharp-bent type	Blade type Flow type Tunnel type
------------	----------------------------	--------------------------------	--

Conical type	
Figura	Nº articolo
<p>LF-B</p> 	91502
<p>LF-2B</p> 	91504
<p>LF-I</p> 	91506

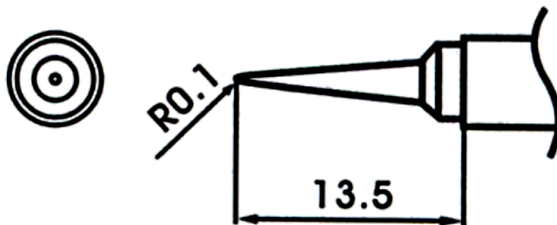


LF-LB



91508

LF-LI



91510

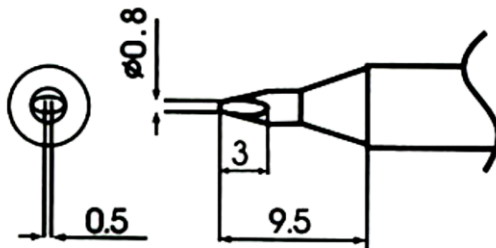
Bevel type

verso la Panoramica

Figura

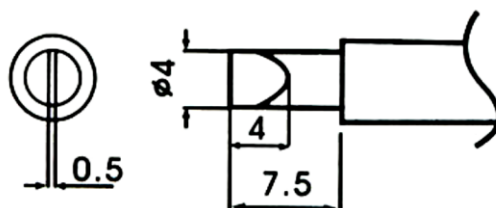
№ articolo

LF-08D



91530

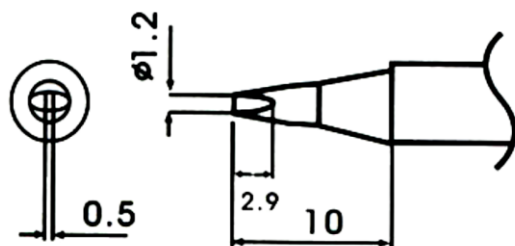
LF-4D



91531

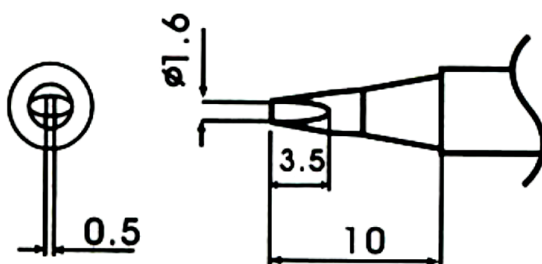


LF-12D



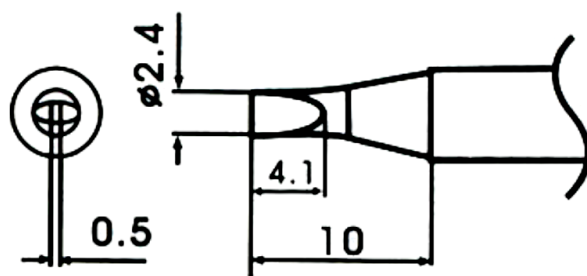
91532

LF-16D



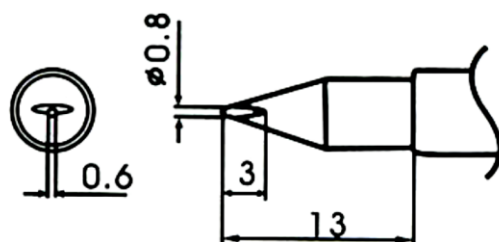
91533

LF-24D



91534

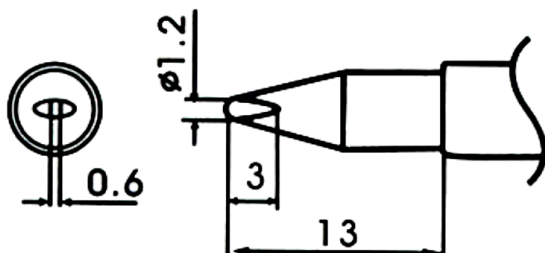
LF-08LD



91535

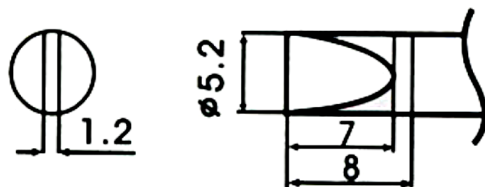


LF-12LD



91536

LF-52D



91537

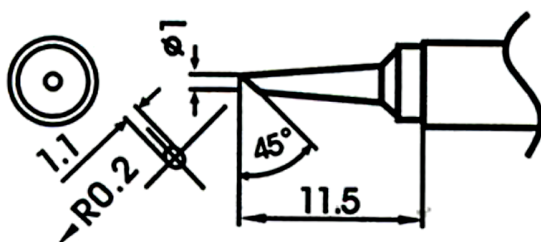
Chisel type

verso la Panoramica

Figura

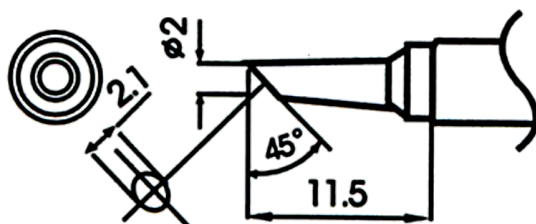
Nº articolo

LF-1BC
LF-1BCF *



91540

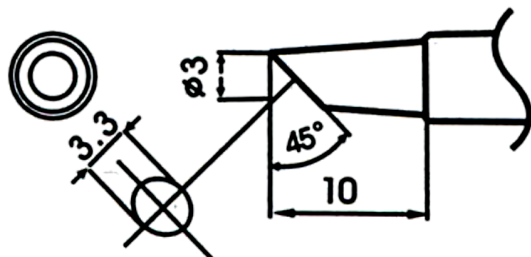
LF-2BC
LF-2BCF *



91542

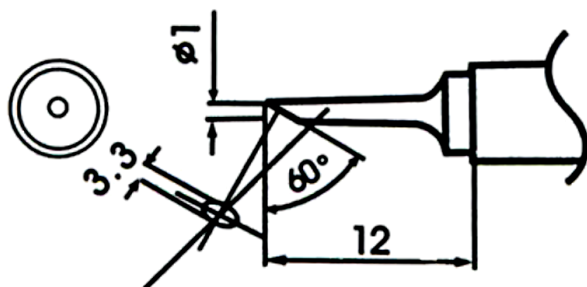


LF-3BC



91544

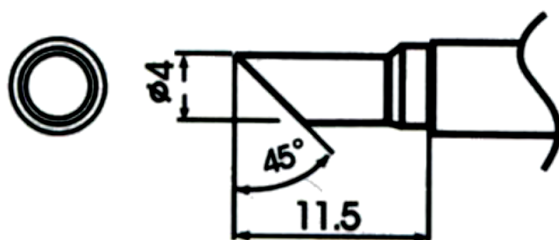
LF-1C



91546

LF2-4C

LF-4CF *



91548

* Queste punte sono pre-stagnate solo sulla superficie di saldatura.

Sharp-bent type

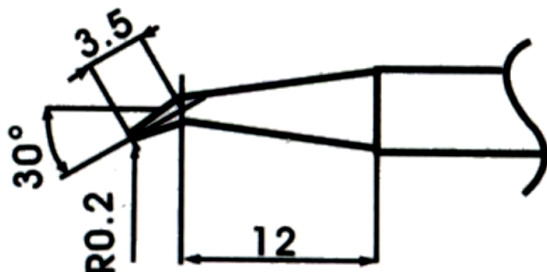
verso la Panoramica

Figura

№ articolo



LF-02J



91518

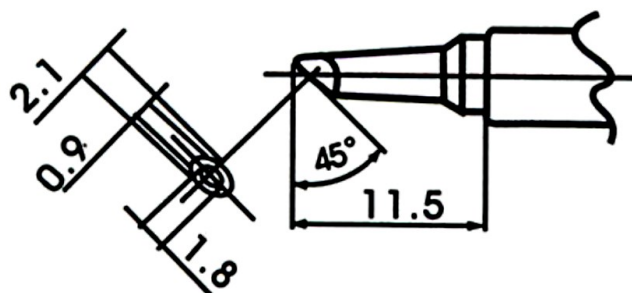
Flow type

verso la Panoramica

Figura

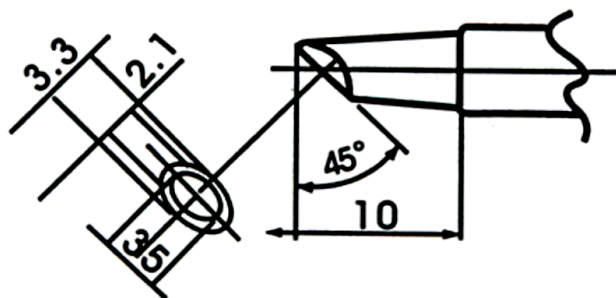
№ articolo

LF-2BCM



91550

LF-3BCM



91552

Blade type

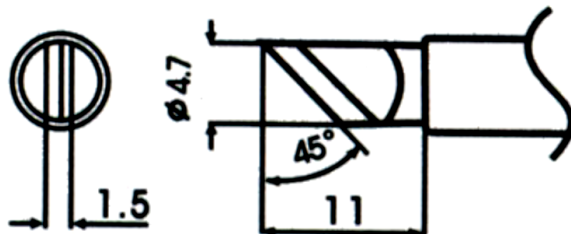
verso la Panoramica

Figura

№ articolo

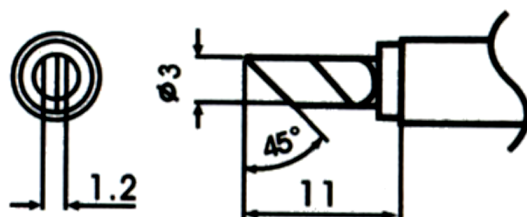


LF-K



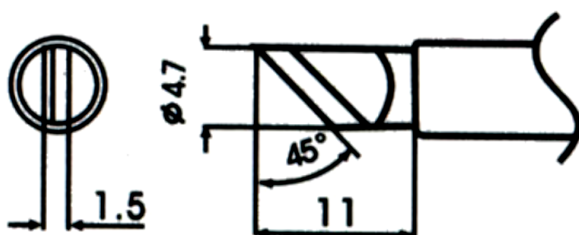
91512

LF-KU



91516

LF-KL



91514

Tunnel type

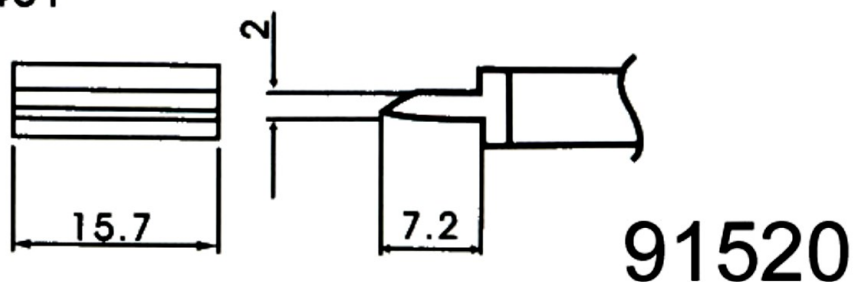
verso la Panoramica

Figura

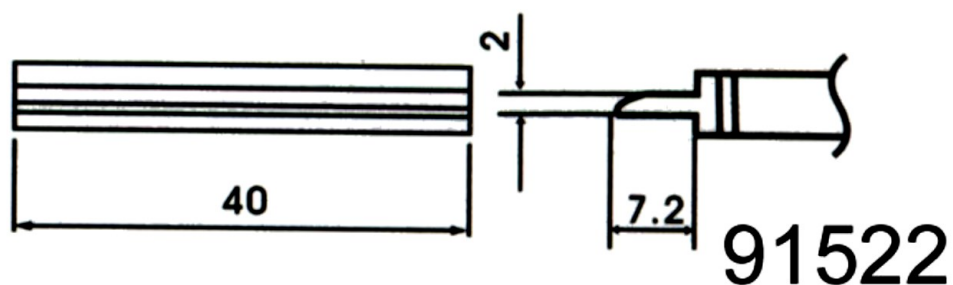
№ articolo



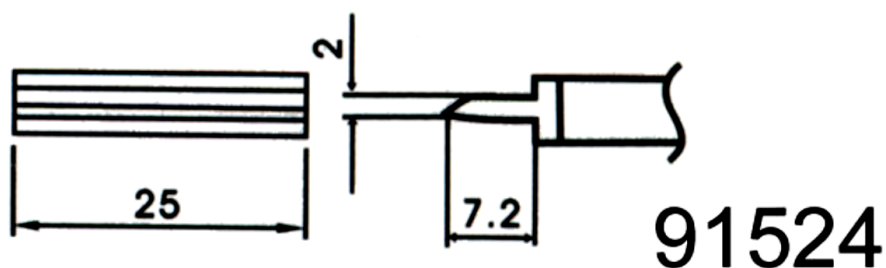
LF-1401



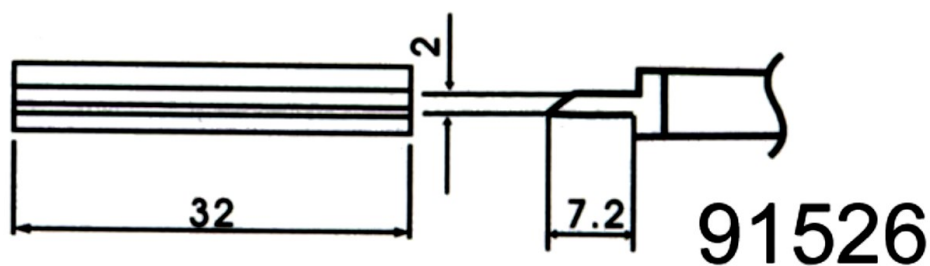
LF-1402



LF-1403



LF-1404



Avvertenza importante: La riproduzione e l'uso ai fini commerciali di una parte o di tutto il manuale sono consentiti solo previa autorizzazione scritta di WilTec Wildanger Technik GmbH.